



City of Kuna FENCE PERMIT APPLICATION

City of Kuna
P.O. Box 13
Kuna, Idaho 83634

Phone: (208) 922-5274
Fax: (208) 922-5989
Web: www.cityofkuna.com

Applicant: _____ Phone: _____ Material: _____

Applicant's Address: _____ Fence Height: _____

Site Address: _____

Parcel No.: _____ Zoning: _____

Draw a site plan below that shows the following:

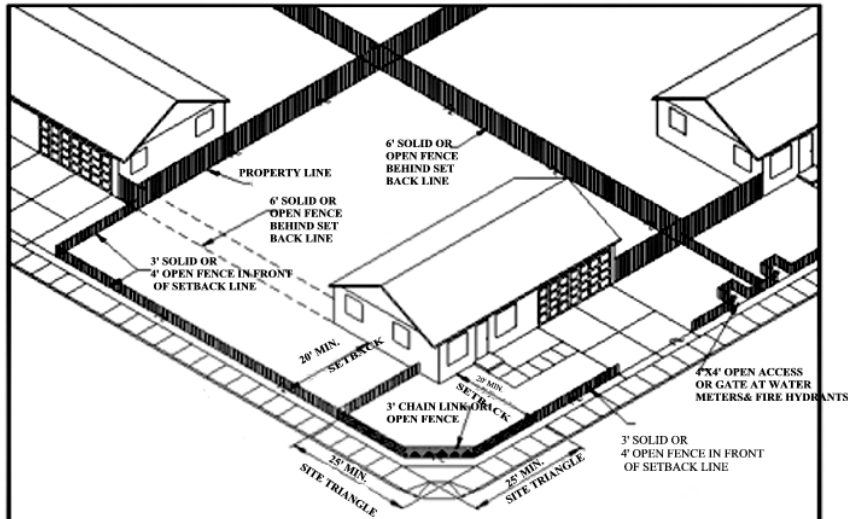
- Streets, alleys, sidewalks & driveways
- Approximate Fence length, height and type
- Location of existing & proposed fences & retaining walls
- Clear Vision Triangles (see attached form)
- Property lines & any structures

Per IBC 2006 regulations, work must commence or resume within 180 days or permit is invalid. Building Official may grant time extensions prior to expiration.

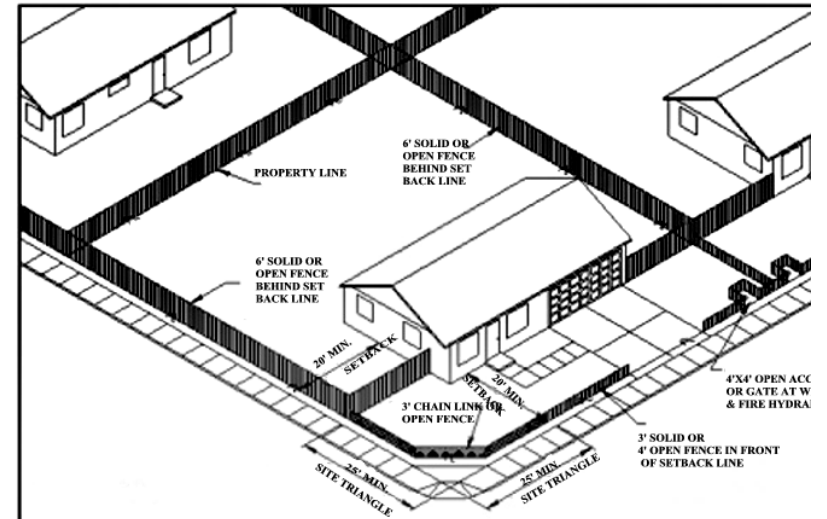
*By signing my name below, I agree to comply with the fence regulations as noted on **Page 2** of this permit, and that those written regulations take precedent over the above drawn diagram, which may not clearly indicate my proposal.*

Signature of Applicant / Representative: _____ Date: _____

Approved by: _____ Date: _____



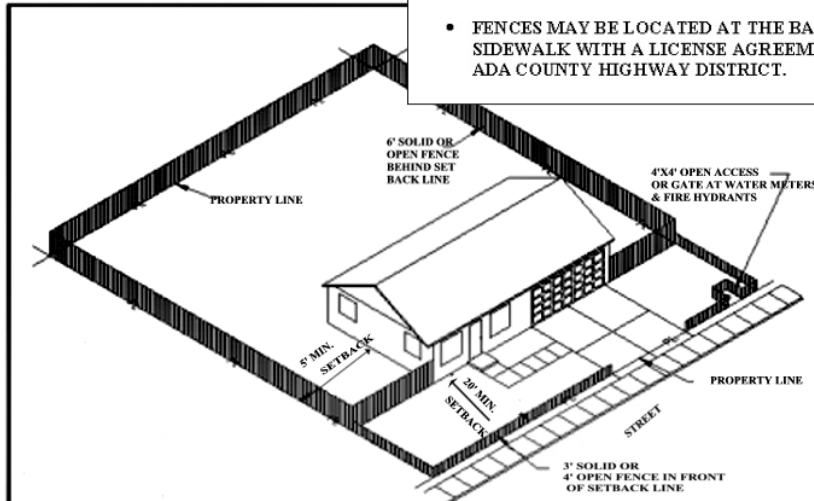
CORNER LOT ADJACENT TO INTERIOR LOT, ALLEY, OR PATHWAY



BACK-TO-BACK CORNER LOTS

NOTES:

- A BUILDING PERMIT IS REQUIRED FOR ALL FENCE CONSTRUCTION.
- SETBACK MEASUREMENT FOR FENCE CONSTRUCTION IS FROM THE PROPERTY LINE, NOT THE BACK OF SIDEWALK.
- IT IS THE HOME OWNERS RESPONSIBILITY TO VERIFY THE PROPERTY LINE LOCATION.
- FENCES MAY BE LOCATED AT THE BACK OF SIDEWALK WITH A LICENSE AGREEMENT FROM THE ADA COUNTY HIGHWAY DISTRICT.



INTERIOR LOT FENCING

GENERAL REQUIREMENTS:

All fence heights must be measured from existing sidewalk or proposed sidewalk.

RESIDENTIAL DISTRICTS:

1. **INTERIOR LOTS:** Solid or closed non-vision fences to a height of thirty six inches (36"), or open vision fences to a height of forty eight inches (48") may be built within the front yard setback to the inside of the existing sidewalk or to the inside of the proposed future sidewalk with a license agreement from the Ada County Highway District, or other appropriate agency who controls use of the public right-of-way. A fence of seventy-two inches (72") in height may be built behind the front dwelling setback along the property boundary.

Illustration #1

2. **CORNER LOTS:** Solid or closed non-vision fences to a height of thirty six inches (36"), or open-vision fences to a height of forty eight inches (48") may be built within the front dwelling and street side yard setback to the inside of the right-of-way line with a license agreement from Ada County Highway District, or other appropriate agency who controls use of the public right-of-way. A fence of seventy-two inches (72") in height may be built along the side property lines adjacent to an interior lot from the front dwelling setbacks.

Illustration #2

3. **BACK-TO-BACK CORNER LOTS:** Where two corner lots are back-to-back, with no vehicle access to the roadway adjacent to the side yard of either home, the side yard fence may be solid, or open to a maximum height of seventy-two inches (72"), except within the sight vision triangle as identified in 5-5-2-A.

Illustration #3